

# SSSR1 Electrical Enclosure IP-SSSR505025

STAINLESS STEEL | SLOPING ROOF | IP66

500H x 500W x 250D

IP Enclosures SSSR Range of grade 316/316L Stainless Steel 30° sloping roof electrical enclosures are suitable for general industrial applications.

**Protection:** Complies with IP66 IK10, NEMA 4x (Independent accredited test laboratory)

**Standard:** IEC62208, IEC/EN/AS60529 (IEC/EN/AS61439 Compliant, Optional UL508A)



**Material:**

- Body: 1.5mm Grade 316/316L Stainless Steel
- Door: 1.5mm Grade 316/316L Stainless Steel
- Device Mounting Plate: 1.5mm galvanised steel sheet
- Seal: Polyurethane

**Surface Finish:** 0.4 micron Ra surface brushed finish

**Body:** The robust monoblock body with 30° sloping roof is fabricated using 1.5mm Grade 316/316L Stainless Steel. Flat face sealing surfaces are provided to increase seal life. Pre-fitted blind nutserts are incorporated to accommodate mounts and accessory fasteners to eliminate drilling and retain IP rating. The roof consist of a 30° sloped roof design that protrudes past the seal, flush with the front of the door face. Integral device plate mounts and M6 earth stud is provided.

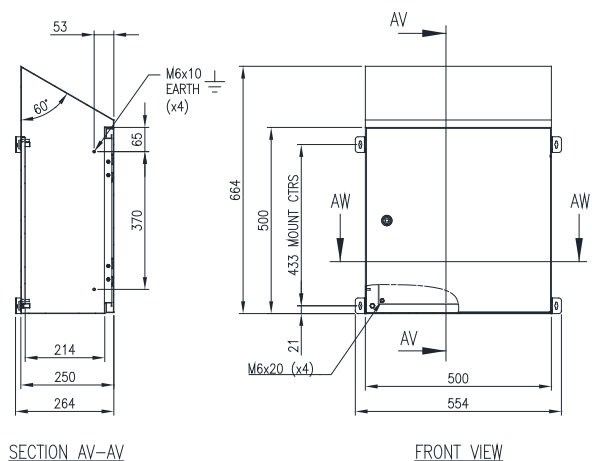
**Door:** The robust surface mounted door is fabricated using 1.5mm Grade 316/316L Stainless Steel and incorporates concealed removable hinges with captive pins. The door is designed for a 110° opening. Each door contains integral cable management rail studs, M6 earth stud.

**Seal:** A high quality machine-applied continuous foamed in place (FIP) Polyurethane seal provides excellent sealing over a long life.

**Lock:** SS 8mm square drive quarter turn lock with key.

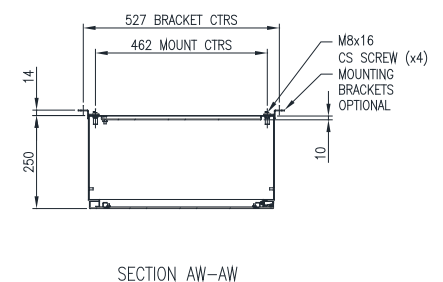
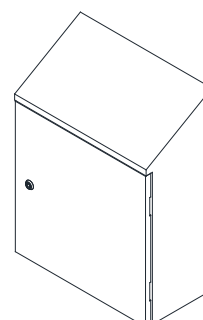
**Device Mounting Plate:** The device mounting plate is fabricated using 1.5mm galvanised steel sheet, pressed to provide additional strength and supplied pre-fitted into enclosure as standard.

**Mass:** 19.0kg



SECTION AV-AV

FRONT VIEW



SECTION AW-AW

