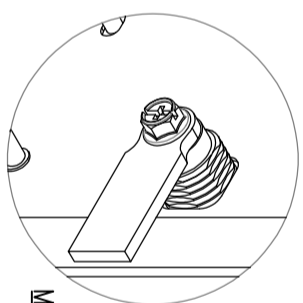
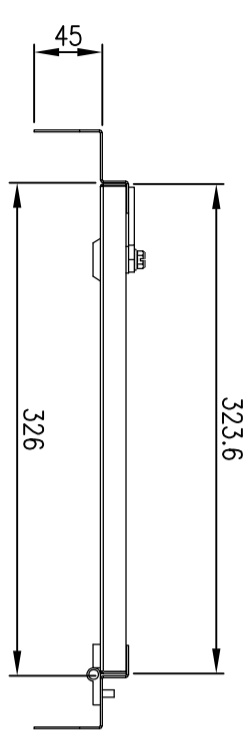


RevNo	Revision no	Date	Signature	Checked
0	GENERAL REVISION		IP	IP

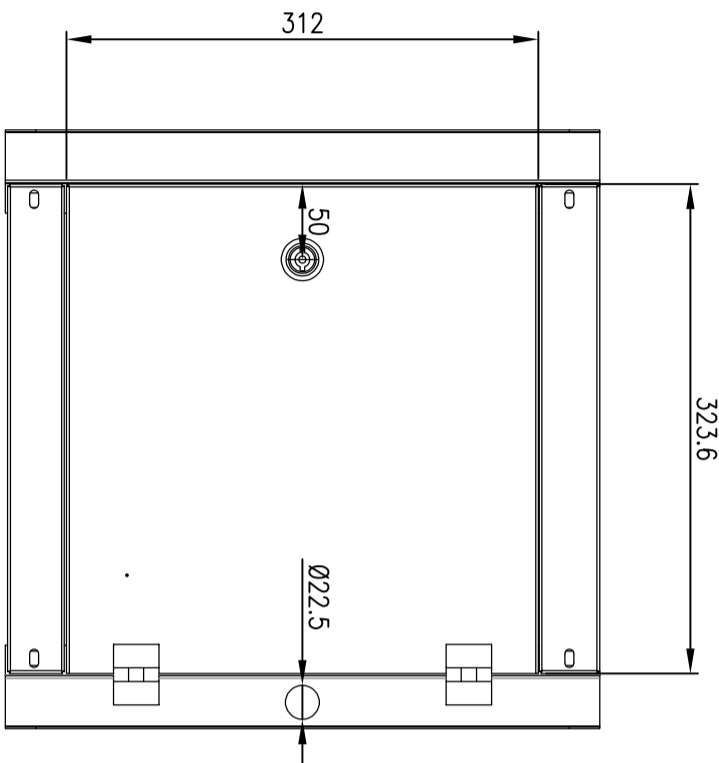


LOCKSET
SPOT DETAIL

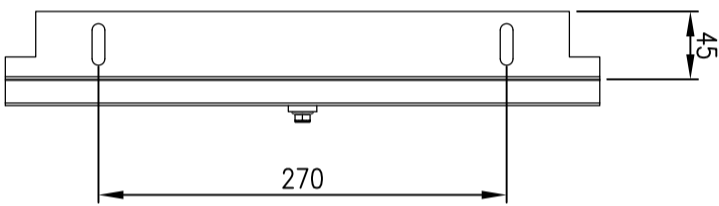
M6x10 STUD WELD (x1)



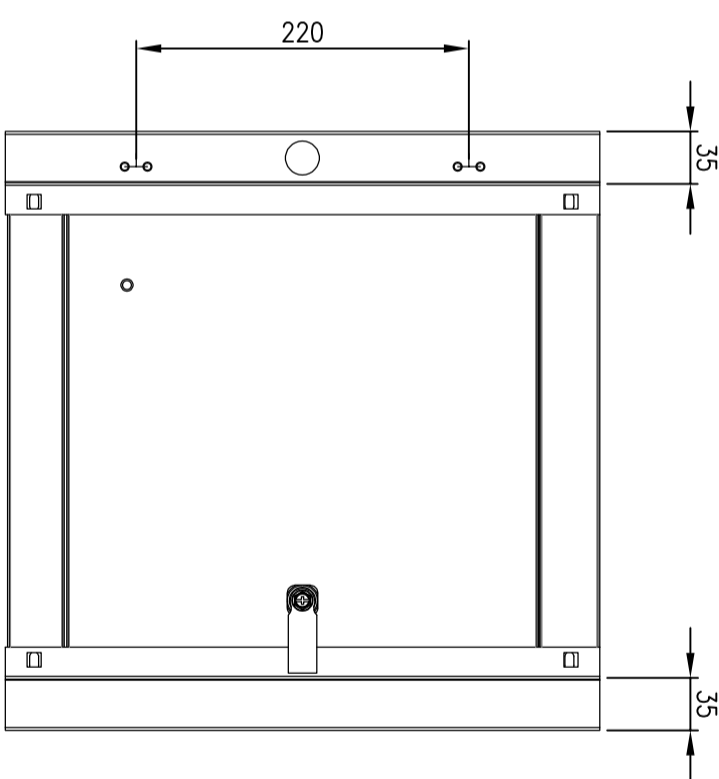
TOP VIEW



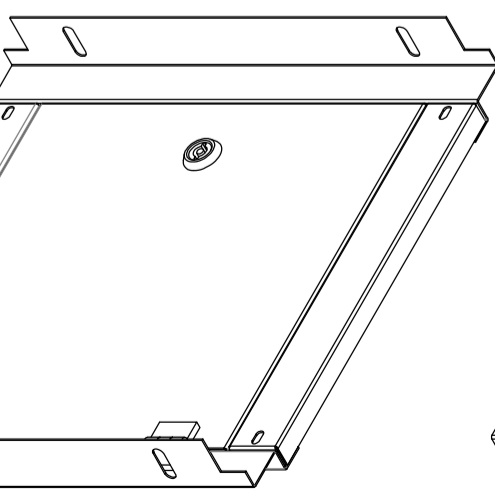
FRONT VIEW



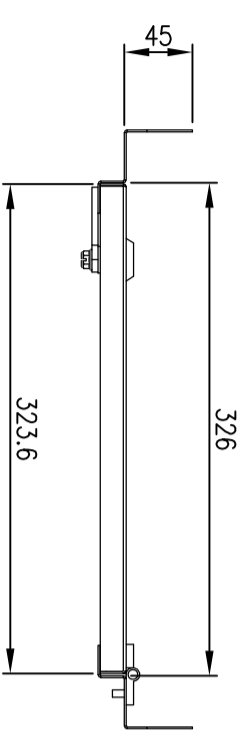
RIGHT SIDE
VERTICAL FRAME



REAR VIEW



LEFT SIDE
VERTICAL FRAME



BOTTOM VIEW

MATERIAL
 FRAME: 1.2mm GALVANISED STEEL
 DOOR PANEL: 1.2mm GALVANISED STEEL

CLEARANCE/DISTANCE DIMENSIONS:
 -INNER DOOR TO OUTER DOOR: 68.3mm
 -INNER DOOR TO MOUNTING PLATE:
 -(ENCLOSURE WITH 200 DEPTH): 117.8mm
 -(ENCLOSURE WITH 300 DEPTH): 217.8mm

© IP ENCLOSURES 2022.
 THIS DRAWING SHALL NOT BE COPIED OR REPRODUCED
 WITHOUT AUTHORISATION FROM IP ENCLOSURES.
 www.ipenclosures.com.au

Item	Quantity	Title/Name, designation, material, dimension etc	Article No./Reference
Designed by	IP	Checked by	IP
Approved by	01/07/22	File name	P-PS9040
Date	01/07/22	Scale	1:5
400HX400W STEEL INNER DOOR		Edition	0
IP-PS904040		Sheet	1/1

